



## Main

Range	Easy TeSys
Product name	Easy TeSys DPE
Product or Component Type	Contacteur
Device short name	DPE
Contacteur application	Resistive load Motor control

## Complementary

Utilisation category	AC-4 AC-1 AC-3
Poles description	3P
Pole contact composition	3 NO
Maximum Operational Voltage	Power circuit <= 690 V AC 25...400 Hz Power circuit <= 300 V DC
[Ie] rated operational current	12 A 140 °F (60 °C) <= 440 V AC AC-3 power circuit 25 A 140 °F (60 °C) <= 440 V AC AC-1 power circuit
Motor power kW	2.2 KW 220...230 V AC 50/60 Hz 4 KW 380...400 V AC 50/60 Hz 4 KW 415...440 V AC 50/60 Hz 5.5 KW 500 V AC 50/60 Hz 5.5 KW 660...690 V AC 50/60 Hz 2.2 KW 400 V AC 50/60 Hz
Maximum Horse Power Rating	1 Hp 230/240 V at AC 50/60 Hz for 1 phase 2 Hp 200/208 V at AC 50/60 Hz for 3 phase 2 Hp 230/240 V at AC 50/60 Hz for 3 phase 5 Hp 460/480 V at AC 50/60 Hz for 3 phase 7.5 Hp 575/600 V at AC 50/60 Hz for 3 phase 0.33 hp 115 V at AC 50/60 Hz for 1 phase
Control circuit type	AC 50/60 Hz
[Uc] control circuit voltage	24 V AC 50/60 Hz
Auxiliary contact composition	1 NO
[Uimp] rated impulse withstand voltage	6 kV IEC 60947
Overtoltage category	III
[Ith] conventional free air thermal current	25 A 140 °F (60 °C) power circuit 10 A 140 °F (60 °C) signalling circuit
Irms rated making capacity	250 A 440 V power circuit IEC 60947 140 A AC signalling circuit IEC 60947-5-1 250 A DC signalling circuit IEC 60947-5-1
Rated breaking capacity	250 A 440 V power circuit IEC 60947
Associated fuse rating	10 A gG signalling circuit IEC 60947-5-1 25 A gG <= 690 V type 1 power circuit 20 A gG <= 690 V type 2 power circuit
Average impedance	2.5 mOhm - Ith 25 A 50 Hz power circuit

[Ui] rated insulation voltage	Power circuit 690 V IEC 60947-4-1 Power circuit 600 V CSA Power circuit 600 V UL Signalling circuit 690 V IEC 60947-1 Signalling circuit 600 V CSA Signalling circuit 600 V UL
Electrical durability	0.6 Mcycles 25 A AC-1 <= 440 V 1 Mcycles 12 A AC-3 <= 440 V
Power dissipation per pole	1.56 W AC-1 0.2 W AC-3
Mounting Support	Rail Plate
Connections - terminals	Power circuit screw clamp terminals 1 0.00...0.01 in <sup>2</sup> (1...4 mm <sup>2</sup> ) flexible without cable end Power circuit screw clamp terminals 2 0.00...0.01 in <sup>2</sup> (1...4 mm <sup>2</sup> ) flexible without cable end Power circuit screw clamp terminals 1 0.00...0.01 in <sup>2</sup> (1...4 mm <sup>2</sup> ) flexible with cable end Power circuit screw clamp terminals 2 0.00...0.00 in <sup>2</sup> (1...2.5 mm <sup>2</sup> ) flexible with cable end Power circuit screw clamp terminals 1 0.00...0.01 in <sup>2</sup> (1...4 mm <sup>2</sup> ) solid without cable end Power circuit screw clamp terminals 2 0.00...0.01 in <sup>2</sup> (1...4 mm <sup>2</sup> ) solid without cable end Control circuit screw clamp terminals 1 0.00...0.01 in <sup>2</sup> (1...4 mm <sup>2</sup> ) flexible without cable end Control circuit screw clamp terminals 2 0.00...0.01 in <sup>2</sup> (1...4 mm <sup>2</sup> ) flexible without cable end Control circuit screw clamp terminals 1 0.00...0.01 in <sup>2</sup> (1...4 mm <sup>2</sup> ) flexible with cable end Control circuit screw clamp terminals 2 0.00...0.00 in <sup>2</sup> (1...2.5 mm <sup>2</sup> ) flexible with cable end Control circuit screw clamp terminals 1 0.00...0.01 in <sup>2</sup> (1...4 mm <sup>2</sup> ) solid without cable end Control circuit screw clamp terminals 2 0.00...0.01 in <sup>2</sup> (1...4 mm <sup>2</sup> ) solid without cable end
Tightening torque	Power circuit 15.05 lbf.in (1.7 N.m) screw clamp terminals flat Ø 6 mm Power circuit 15.05 lbf.in (1.7 N.m) screw clamp terminals Philips No 2 Control circuit 15.05 lbf.in (1.7 N.m) screw clamp terminals flat Ø 6 mm Control circuit 15.05 lbf.in (1.7 N.m) screw clamp terminals Philips No 2
Operating time	12...22 ms closing 4...19 ms opening
Safety reliability level	B10d = 1369863 cycles contactor with nominal load EN/ISO 13849-1 B10d = 20000000 cycles contactor with mechanical load EN/ISO 13849-1
Mechanical durability	10 Mcycles
Maximum operating rate	3600 cyc/h 140 °F (60 °C)
Coil technology	Without built-in suppressor module
Control circuit voltage limits	Drop-out 0.3...0.6 Uc 50/60 Hz 158 °F (70 °C)) Operational 0.8...1.1 Uc 50 Hz 140 °F (60 °C)) Operational 0.85...1.1 Uc 60 Hz 140 °F (60 °C)) Operational 1...1.1 Uc 50/60 Hz 158 °F (70 °C))
Inrush power in VA	70 VA 60 Hz 0.75 68 °F (20 °C)) 70 VA 50 Hz 0.75 68 °F (20 °C))
Hold-in power consumption in VA	7.5 VA 60 Hz 0.3 68 °F (20 °C)) 7 VA 50 Hz 0.3 68 °F (20 °C))
Auxiliary contacts type	Mechanically linked 1 NO IEC 60947-5-1
Signalling circuit frequency	25...400 Hz
Minimum switching current	5 mA signalling circuit
Minimum switching voltage	17 V signalling circuit
Non-overlap time	1.5 Ms on de-energisation between NC and NO contact 1.5 ms on energisation between NC and NO contact
Insulation resistance	> 10 MOhm signalling circuit
Mechanical robustness	Vibrations contactor open 2 Gn, 5...300 Hz) Vibrations contactor closed 4 Gn, 5...300 Hz) Shocks contactor open 10 Gn for 11 ms) Shocks contactor closed 15 Gn for 11 ms)
Height	3.03 in (77 mm)
Width	1.77 in (45 mm)
Depth	3.39 in (86 mm)
Net Weight	0.71 lb(US) (0.32 kg)

## Environment

Standards	CSA C22.2 No 14 EN 60947-4-1 EN 60947-5-1 IEC 60947-4-1 IEC 60947-5-1 UL 60947-4-1
Product certifications	UL CSA
Heat dissipation	2...3 W 50/60 Hz
IP degree of protection	IP20 front face IEC 60529
Pollution degree	3
Protective treatment	TH IEC 60068-2-30
Ambient Air Temperature for Operation	-40...140 °F (-40...60 °C)
Ambient Air Temperature for Storage	-76...176 °F (-60...80 °C)
Operating altitude	0...6561.68 ft (0...2000 m)
Flame retardance	V1 conforming to UL 94
Fire resistance	1562 °F (850 °C) IEC 60695-2-1






## Ordering and shipping details

Category	22362-EASY TESYS DPE1
Discount Schedule	I13
GTIN	3389111001180
Nbr. of units in pkg.	1
Package weight(Lbs)	11.81 oz (334.8 g)
Returnability	Yes
Country of origin	ID

## Packing Units

Unit Type of Package 1	PCE
Package 1 Height	2.13 in (5.4 cm)
Package 1 width	3.27 in (8.3 cm)
Package 1 Length	3.78 in (9.6 cm)
Unit Type of Package 2	S02
Number of Units in Package 2	16
Package 2 Weight	12.91 lb(US) (5.856 kg)
Package 2 Height	5.91 in (15 cm)
Package 2 width	11.81 in (30 cm)
Package 2 Length	15.75 in (40 cm)

## Offer Sustainability

Sustainable offer status	Green Premium product
California proposition 65	WARNING: This product can expose you to chemicals including: Antimony oxide & Antimony trioxide, which is known to the State of California to cause cancer. For more information go to <a href="http://www.P65Warnings.ca.gov">www.P65Warnings.ca.gov</a>
RECh Regulation	 <a href="#">RECh Declaration</a>
RECh free of SVHC	Yes
EU RoHS Directive	Compliant  <a href="#">EU RoHS Declaration</a>
Toxic heavy metal free	Yes
Mercury free	Yes
RoHS exemption information	 Yes
China RoHS Regulation	 <a href="#">China RoHS Declaration</a>
Environmental Disclosure	 <a href="#">Product Environmental Profile</a>

---

Circularity Profile

 [End Of Life Information](#)

---

PVC free

Yes

---